









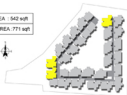




1.5BHK - TYPE 1

CARPET AREA : 642 sqft

SALEABLE AREA : 771 sqft



KEY PLAN

AXIS ANTARA



1BHK - TYPE 1

CARPET AREA : 389 sqft
 SALEABLE AREA : 504 sqft

AXIS ANTARA

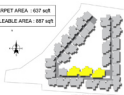


KEY PLAN



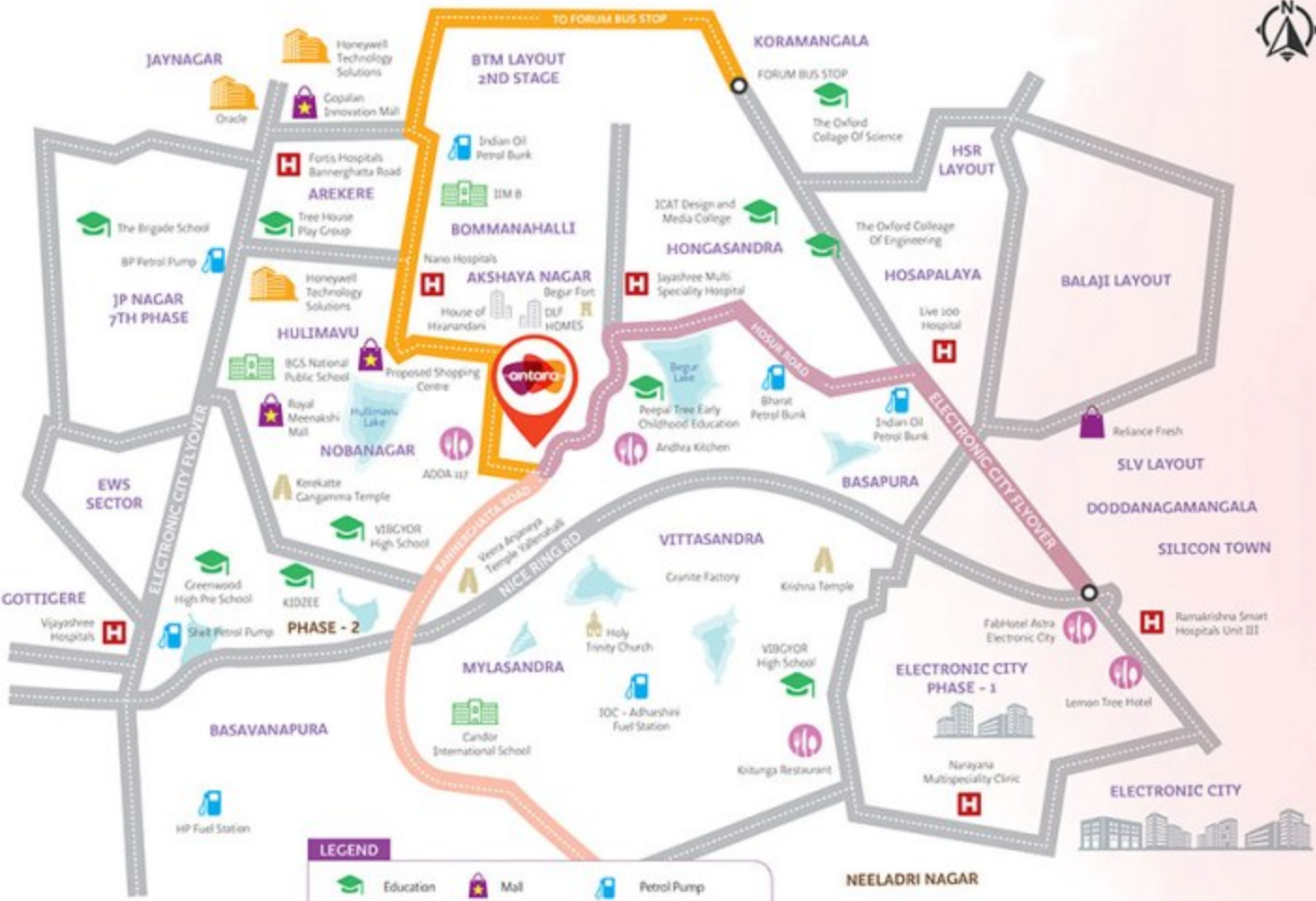
2BHK - TYPE 1

CARPET AREA : 637 sqft
 SALEABLE AREA : 687 sqft



AXIS ANTARA





LEGEND			
	Education		Mall
	Petrol Pump		Hospital
	International School		Shopping
	Temple		Restaurant
	Offices/IT Parks		Petrol Pump

Particulars	Details
Living/Dining Flooring	Tiles
Bedrooms Flooring	Tiles
Wall Ceiling Finish	Oil Bound Distemper / Colour Wash
Toilets Wall Finish	Tiles up to 5' Oil Bound Distemper / Colour Wash
Toilets Flooring	Tiles
Kitchen Flooring	Tiles
Platform	Marble
Kitchen Wall Finish	Tiles up to 2 feet high above Marble counter & Oil bound distemper / Colour Wash in balance area
Others	Single Bowl Stainless Steel Sink
Balcony Flooring	Tiles
Window	MS Z-Section & Glass / Alu Steel & Glass
Door Frame / Doors	Hardwood / M.S / Fiber Door frames with Flush Door / Skin Door / Fiber Door
Common Area Flooring	Marble / Pavers
Lift Lobby	Marble / Tiles
Chinaware	Standard Fitting
C.P Fittings	Standard Fitting
Electrical	ISI marked products for wiring, switches and Circuits
Security	Gated Complex

